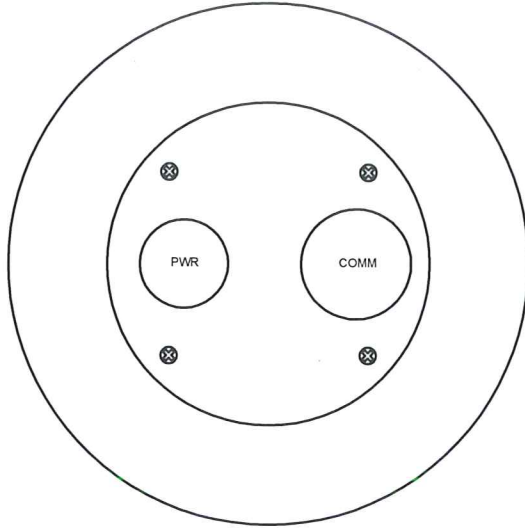


COVER PER SUBMITTAL

6" Dia

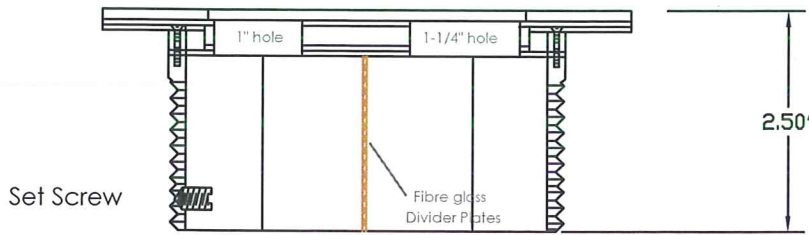
TOP VIEW



MOI-SLB-SYS-COMM

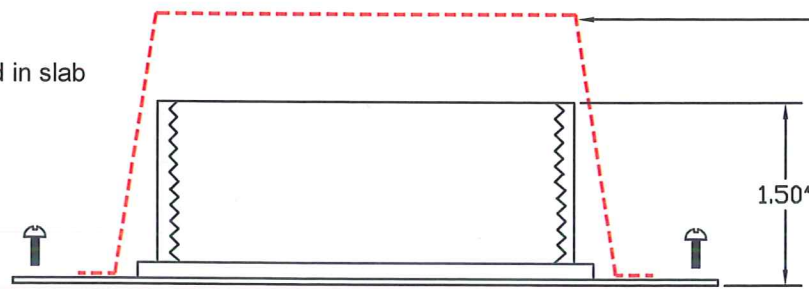
System Furn Conn outlet
(openings for "pass through" power & or comm cords)

CROSS SECTION



DEVICE MOUNTING BRACKET
C/W THREAD HUB AS SHOWN

2.50'

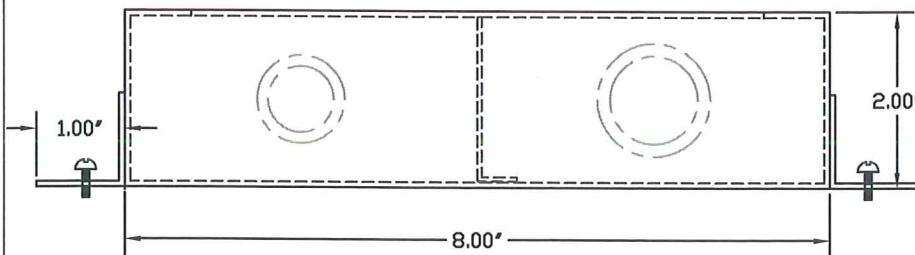


PLASTIC CONE

Poured in slab

8"x8" SCREW ON COVER (4 CORNERS)
C/W THREAD HUB AS SHOWN
MOUNT +1"min. to 2" max. BELOW NEW TILE

1.50'



8"x8"x2" STANDARD BOX
WITH CENTRE BARRIER
C/W 2x[1/2-3/4"] k.o's
2x[3/4"-1"] k.o's

ORDERING INFO-(SEE ABBREVIATIONS)

SLAB THICKNESS _____
RECEPT.TYPE/colour _____
DATA MANUF./colour _____
COVER TYPE _____

PROPRIETARY AND CONFIDENTIAL
THE INFORMATION CONTAINED IN THIS DRAWING IS THE SOLE PROPERTY OF NOCOM. ANY REPRODUCTION IN PART OR AS A WHOLE WITHOUT THE WRITTEN PERMISSION OF NOCOM IS PROHIBITED.

		DIMENSIONS ARE IN MM TOLERANCES: ANGLES: ± DEGREE LINEAR: ± MM (UNLESS SPECIFIED)	NAME	DATE	JOB TITLE:
			DRAWN	(yy-mm-dd)	
			CHECKED		
			ENG. APPR.		
		MATERIAL	MFG APPR.		
		See Variet table	Q.A.		
NEXT ASST	USED ON	FINISH	COMMENTS:		
APPLICATION		DO NOT SCALE DRAWING			



877-537-2019 www.lewelectric.com

SIZE	DWG. NO.	REV.
A	MOI-SLB-SYS-COMM	
SCALE=N.T.S. WEIGHT:		SHEET 1 OF 1