COVER PER SUBMITTAL

6"Dia

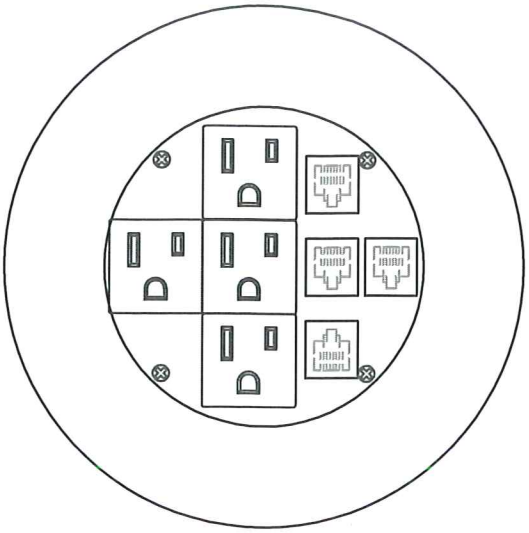

TOP VIEW

## MOI-SLB-PWR4-COMM4

4 openings for single receptacle and 4 openings for COMM jacks (openings suitable for all manufacturers Keystone style jacks) COMM jacks not supplied or installed by Nocom Inc.

## NOTE:

Single receptacles shall be 5-15RA.
5-20RA available

CROSS SECTION

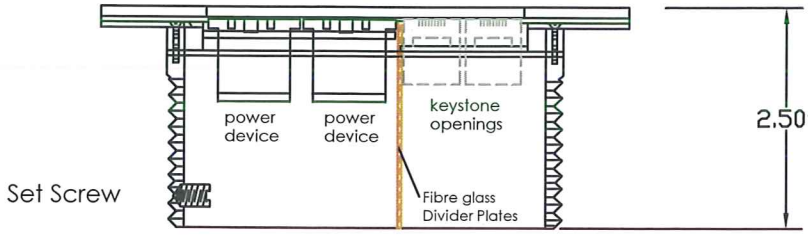


DEVICE MOUNTING BRACKET
C/W THREAD HUB AS SHOWN

PLASTIC CONE

Poured in slab

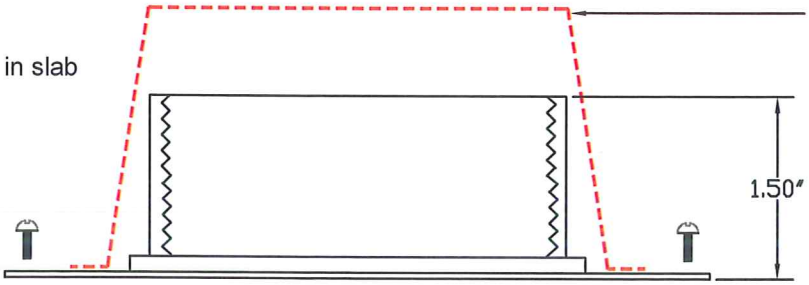


8"x8" SCREW ON COVER (4 CORNERS)
C/W THREAD HUB AS SHOWN
MOUNT +1"min. to 2" max.BELOW NEW TILE

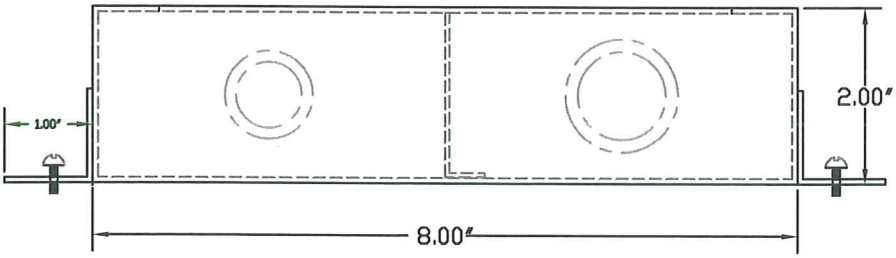


8"x8"x2" STANDARD BOX
WITH CENTRE BARRIER
C/W 2x[1/2-3/4"] k.o's
2x[3/4"-1" ] k.o's

ORDERING INFO-(SEE ABBREVIATIONS)

SLAB THICKNESS _____
RECEPT.TYPE/colour _____
DATA MANUF./colour _____
COVER TYPE _____

NOTE:
Single receptacles shall be CSA / UL Recognized/Classified or Listed
Keystone style openings, blanks or CSA/UL Recognized/ Classified or Listed comm jacks

| | | | | NAME | DATE (yy-mm-dd) |
|---|---|---|---|---|---|
| | | DIMENSIONS ARE IN MM TOLERANCES: ANGLES: ± DEGREE LINEAR: ± MM (UNLESS SPECIFIED | DRAWN | TJP | 10-03-02 |
| | | | CHECKED | | |
| | | | ENG. APPR. | | |
| | | | MFG APPR. | | |
| | | MATERIAL See Varient table | Q.A. | | |
| NEXT ASST | USED ON | FINISH | COMMENTS; | | |
| APPLICATION | | DO NOT SCALE DRAWING | | | |

JOB TITLE;

LEW ELECTRIC FITTINGS COMPANY

877-537-2019 www.lewelectric.com

SIZE A | DWG. NO. MOI-SLB-PWR4-COMM4 | REV.

SCALE=n.t.s. | WEIGHT: | SHEET 1 OF 1

**PROPRIETARY AND CONFIDENTIAL**

THE INFORMATION CONTAINED IN THIS DRAWING IS THE SOLE PROPERTY OF NOCOM. ANY REPRODUCTION IN PART OR AS A WHOLE WITHOUT THE WRITTEN PERMISSION OF NOCOM IS PROHIBITED.