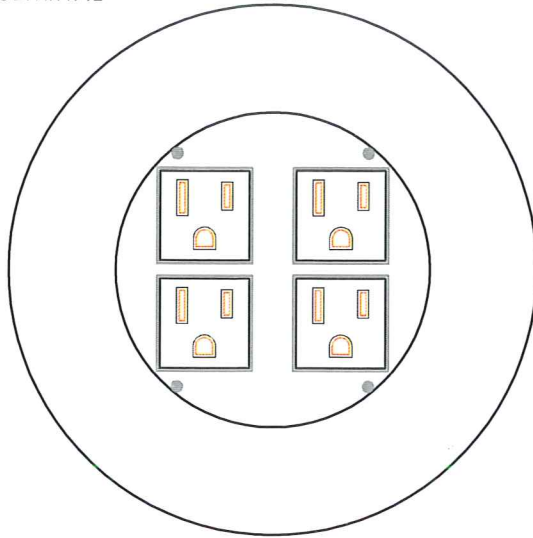


COVER PER SUBMITTAL

6" Dia



TOP VIEW

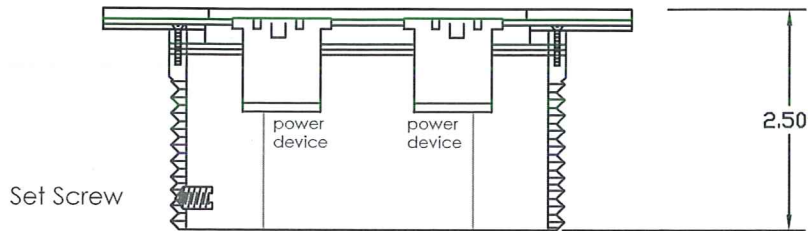
MOI-SLB-PWR4

4 single receptacles. Black and or white colours available

NOTE:

Single receptacle shall be 5-15RA. 5-20RA available.


CROSS SECTION



DEVICE MOUNTING BRACKET
C/W THREAD HUB AS SHOWN

2.50'

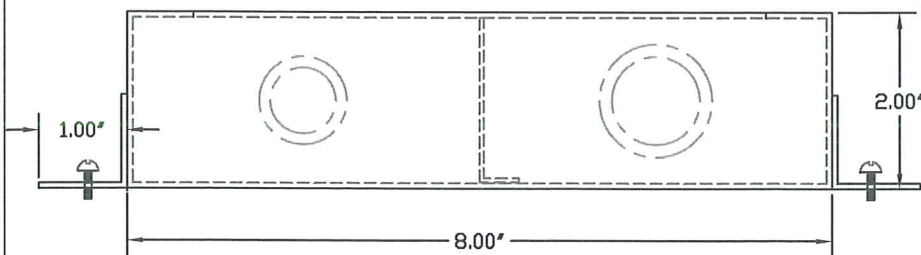
Poured in slab



PLASTIC CONE

8"x8" SCREW ON COVER (4 CORNERS)
C/W THREAD HUB AS SHOWN
MOUNT +1" min. to 2" max. BELOW NEW TILE

1.50'



8"x8"x2" STANDARD BOX
WITH CENTRE BARRIER
C/W 2x[1/2-3/4"] k.o's
2x[3/4"-1"] k.o's

ORDERING INFO-(SEE ABBREVIATIONS)

SLAB THICKNESS _____
RECEPT.TYPE/colour _____
DATA MANUF./colour _____
COVER TYPE _____

NOTE:
Single receptacles shall be CSA / UL Recognized/Classified or Listed

PROPRIETARY AND CONFIDENTIAL
THE INFORMATION CONTAINED IN THIS DRAWING IS THE SOLE PROPERTY OF NOCOM. ANY REPRODUCTION IN PART OR AS A WHOLE WITHOUT THE WRITTEN PERMISSION OF NOCOM IS PROHIBITED.

		DIMENSIONS ARE IN MM TOLERANCES: ANGLES: ± DEGREE LINEAR: ± MM (UNLESS SPECIFIED)		NAME	DATE (yy-mm-dd)	JOB TITLE:
				DRAWN	TJP	10-03-02
				CHECKED		
				ENG. APPR.		
				MFG APPR.		
				Q.A.		
				COMMENTS:		
MATERIAL		See Varient table				
NEXT ASST		USED ON		FINISH		
APPLICATION		DO NOT SCALE DRAWING				
				877-537-2019 www.lewelectric.com		
SIZE	DWG. NO.	REV.				
A	MOI-SLB-PWR4					
SCALE=n.t.s.		WEIGHT:		SHEET 1 OF 1		