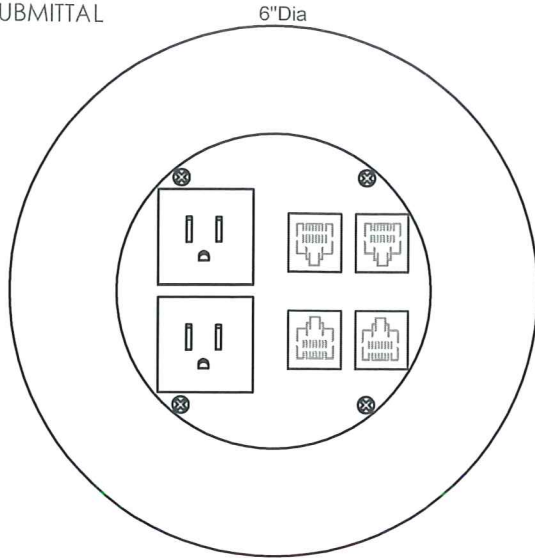


COVER PER SUBMITTAL



TOP VIEW

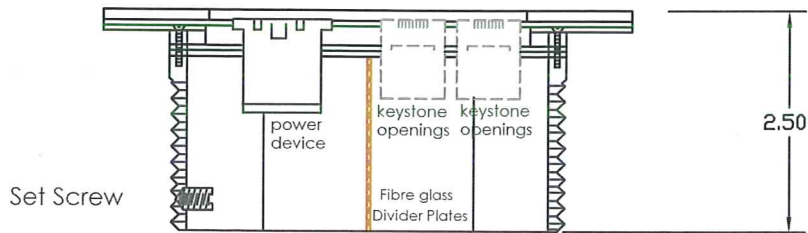
MOI-SLB-PWR2-COMM4

2 openings for single receptacle and 4 openings for COMM jacks (openings suitable for all manufacturers Keystone style jacks) COMM jacks not supplied or installed by Nocom Inc.

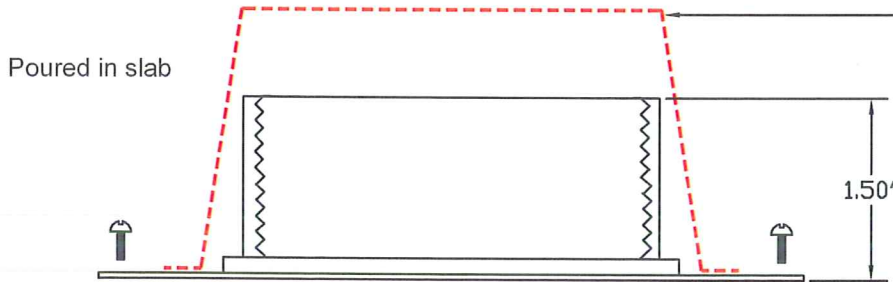
NOTE:

Single receptacles shall be 5-15RA.
5-20RA available

CROSS SECTION

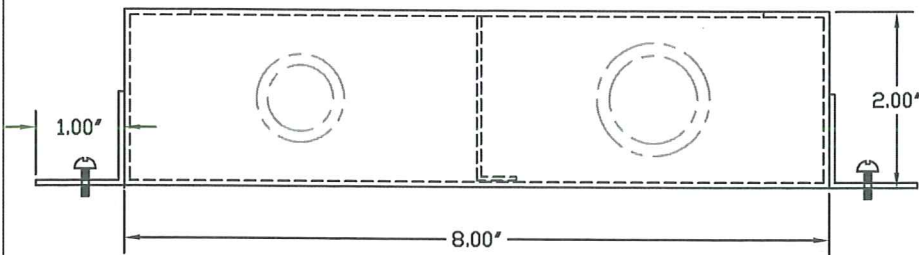


DEVICE MOUNTING BRACKET
C/W THREAD HUB AS SHOWN



PLASTIC CONE

8"x8" SCREW ON COVER (4 CORNERS)
C/W THREAD HUB AS SHOWN
MOUNT +1"min. to 2" max. BELOW NEW TILE



8"x8"x2" STANDARD BOX
WITH CENTRE BARRIER
C/W 2x[1/2-3/4"] k.o's
2x[3/4"-1"] k.o's

ORDERING INFO-(SEE ABBREVIATIONS)

SLAB THICKNESS _____
RECEPT.TYPE/colour _____
DATA MANUF./colour _____
COVER TYPE _____

NOTE:

Keystone style openings, blanks or CSA/UL Recognized/ Classified or Listed comm jacks

PROPRIETARY AND CONFIDENTIAL
THE INFORMATION CONTAINED IN THIS DRAWING IS THE SOLE PROPERTY OF NOCOM. ANY REPRODUCTION IN PART OR AS A WHOLE WITHOUT THE WRITTEN PERMISSION OF NOCOM IS PROHIBITED.

		DIMENSIONS ARE IN MM TOLERANCES: ANGLES: ± DEGREE LINEAR: ± MM (UNLESS SPECIFIED)	
		MATERIAL See Variant table	
NEXT ASST	USED ON	FINISH	
APPLICATION		DO NOT SCALE DRAWING	

NAME	DATE	JOB TITLE:
TJP	10-03-03	
CHECKED		
ENG. APPR.		
MFG APPR.		
Q.A.		
COMMENTS:		

LEW ELECTRIC FITTINGS COMPANY
877-537-2019 www.lewelectric.com

SIZE	DWG. NO.	REV.
A	MOI-SLB-PWR2-COMM4	
SCALE=n.t.s.	WEIGHT:	SHEET 1 OF 1