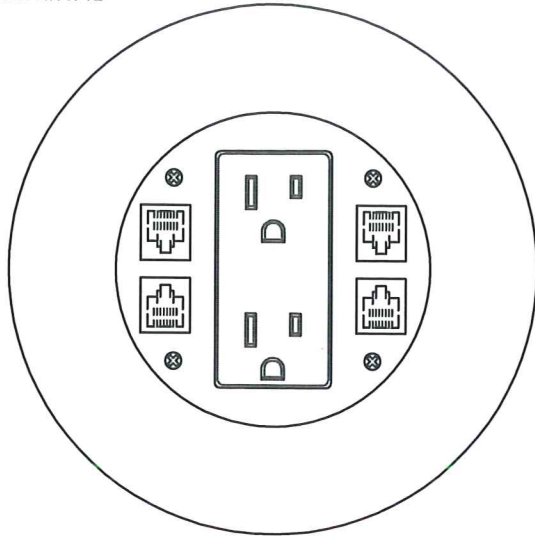


COVER PER SUBMITTAL

6" Dia

TOP VIEW



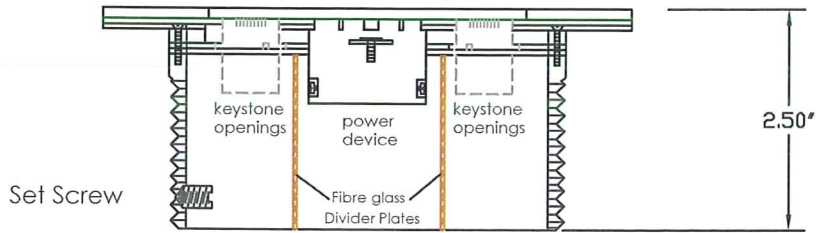
MOI-SLB-DP1-COMM4

1 decora duplex receptacle and 4 COMM (suit all manufacturers Keystone style jacks) COMM jacks not supplied or installed by Nocom Inc.

NOTE:

Duplex receptacle shall be 5-15RA. 5-20RA available

CROSS SECTION




DEVICE MOUNTING BRACKET C/W THREAD HUB AS SHOWN

2.50'

Set Screw

keystone openings power device keystone openings Fibre glass Divider Plates

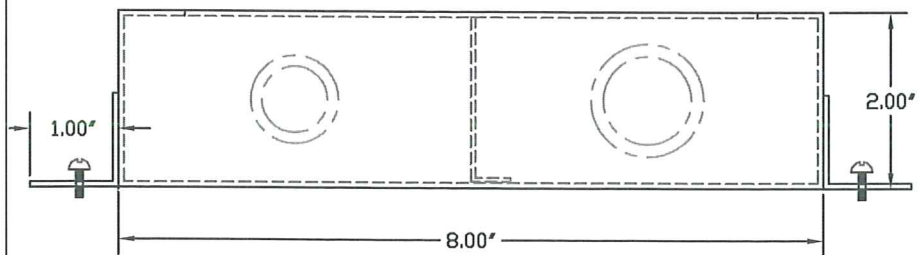
Poured in slab



PLASTIC CONE

1.50'

8"x8" SCREW ON COVER (4 CORNERS) C/W THREAD HUB AS SHOWN MOUNT +1"min. to 2" max. BELOW NEW TILE



8"x8"x2" STANDARD BOX WITH CENTRE BARRIER C/W 2x[1/2-3/4"] k.o's 2x[3/4"-1"] k.o's

ORDERING INFO-(SEE ABBREVIATIONS)

SLAB THICKNESS _____
 RECEPT.TYPE/colour _____
 DATA MANUF./colour _____
 COVER TYPE _____

NOTE:

Duplex receptacle shall be CSA / UL Recognized/Classified or Listed Keystone style openings, blanks or CSA/UL Recognized/ Classified or Listed comm jacks

		DIMENSIONS ARE IN MM TOLERANCES: ANGLES: ± DEGREE LINEAR: ± MM (UNLESS SPECIFIED)		NAME	DATE (yy-mm-3d)	JOB TITLE:
				DRAWN	TJP	10-03-02
				CHECKED		
				ENG. APPR.		
				MFG APPR.		
				Q.A.		
				COMMENTS:		
MATERIAL		See Variet table				
NEXT ASST	USED ON	FINISH				
APPLICATION		DO NOT SCALE DRAWING				

PROPRIETARY AND CONFIDENTIAL
 THE INFORMATION CONTAINED IN THIS DRAWING IS THE SOLE PROPERTY OF NOCOM. ANY REPRODUCTION IN PART OR AS A WHOLE WITHOUT THE WRITTEN PERMISSION OF NOCOM IS PROHIBITED.

LEW ELECTRIC FITTINGS COMPANY
 877-537-2019 www.lewelectric.com

SIZE	DWG. NO.	REV.
A	MOI-SLB-DP1-COMM4	
SCALE=n.1.s.	WEIGHT:	SHEET 1 OF 1